

# Anglerette Gazette

February 2017

Editor : Pinky Lee - dwlanews@icloud.com



## Prez Sez

Agnes - roshanaee@cox.net



*"Thank you to all the ladies that helped make our Awards Banquet a success! It truly was a group effort and turned out to be a wonderful evening!" Please be sure to send your thank you notes out to all our wonderful sponsors that contributed to our trophies and raffles. We want to make sure that they are acknowledged. Thank you! Agnes*



*Your Board took this beautiful group shot... and then there's the other three...*



## Contents

Prez Sez .....	1
Membership .....	2
Contact Updates.....	2
Calendar - Important Dates .....	2
Charter Information .....	2
Rules & Point Slip Update .....	2
Is it a COLD or the FLU? .....	3
Sunshine and Raindrops .....	3
Special Events - Charter Fun.....	3
Special Events - Learning.....	3
Letter from your Editor.....	4
MEET A MEMBER .....	4

Sportboat 101 .....	5
Hacks.....	6
Hook'em Cook'em.....	6
Congratulations Cher!.....	7
Support Our Local Tackle Stores .....	7
Classified Ads .....	7
Keeping Your Fishing Rod in Top Shape .....	8
Congratulations to All the Trophy Winners! .....	10
Some great clips from the 2017 Banquet .....	11
Some MORE great clips from the 2017 Banquet.....	12

---

## Membership

Rolene - starfisherlady@gmail.com

Get out their ladies and recruit some new Lady Anglers! This year let's grow our club!

If you didn't get a handbook at the banquet, have paid your 2017 dues, and want one...you need to email Rolene Rada and request one.

If you are on the 1st or 2nd charter, we can bring it to you than as well.

## **CELEBRATING 40 YEARS!** *Our Ruby Anniversary*

---

## Contact Updates

MacKenzie - Kenzief@cox.com

New books went out. If you have any corrections, please send them in and we'll post them here so the ladies can update their books. Thanks.

---

## Calendar - Important Dates

MacKenzie - Kenzief@cox.com

### **Pacific Coast Sportfishing Festival**

at the Costa Mesa Fair Grounds, Todd Mansur will be speaking on Friday, 2/17/17 about the Albacore season and there will also be a "woman's fishing" speaker following him. Should be very informative!

### **Fred Hall Show**

**March 1-5** Long Beach Convention Center  
**March 10-12** Bakersfield Kern County Fair Grounds  
**March 23-26** San Diego Del Mar Fairgrounds

Use your new Members Booklet and hook up with the other members and cruise the shows.

Fred Hall Show added Bakersfield this year.

All you ladies shine by wearing your DWLA gear - jackets, shirts, etc. Let's show 'em we got the spirit!

---

## Charter Information

Susan - cardiosue@hotmail.com



Charter sign up was great! There are still a few opening. If you are interested in a trip and are not on the wait list, please let me know. Your Charter List was sent to you in the mail. Please remember you are responsible for payment of these trips.

---

## Rules & Point Slip Update

Cyndi - cyndifritz@gmail.com

Cindy - cleeches@sbcglobal.net

To clarify things, it's okay to turn in your slip one sided, the side bearing your name, boat, etc. You can keep a copy of the backside in your tackle box for point reference.

**Yellowtail and Dorado-** In the interest of aiding in the conservation of the fisheries off the California Coast, DWLA points will only be counted for those yellowtail and dorado that measure 24 inches and over in length. Members are encouraged to catch and release anything smaller.

*Happy  
Valentines Day  
to all  
the Lovely  
Dana Wharf Lady  
Anglers!*

## Is it a COLD or the FLU?

submitted by  
Kathy Kathy Armenteros




Symptoms	Common Cold	Flu
Fever, chills	Low-grade or none	Usual, often high, usually lasting 3 days or longer
Headache	Occasional	Usual
Body aches	Occasional	Usual
Fatigue, weakness	Occasional	Common
Runny nose, watery eyes	Usual	Occasional
Stuffy nose	Usual	Rare
Eye muscle pain	Rare	Common
Sneezing	Usual	Rare
Cough	Common	Usual (Dry)

Brought to you as a public service from McNeil Consumer Products

## Sunshine and Raindrops

Bev - bgfhsbev@cox.net

Sunshine ~ Nadine Maze is in a private nursing home in Laguna Niguel 29391 Valerio Court, L.N. 92677 ~ She is Out of the Hospital.



Raindrops ~ MaryAnn Dillard & Cher Owens were too sick (flu & colds) to attend the Awards Banquet. They are feeling better now. Cher had an accident and broke her Leg, she's not having very good luck in February. I do not know how it happened Agnes just told me on the Phone Today! Cyndi Fritz is still on the mend with her knee surgery.

**Get Well Gals !**

The only way to achieve the impossible  
is to believe it is possible.

## Special Events - Charter Fun

Denise - turtlegramma@dslextre.me.com

Please mark your calendars that our following Charters will have the following themes, more information to follow as the trips near.

May 24 Mexican Fiesta

June 21 (Daiwa tentative)

July 31 Hawaiian Luau

August 17 Tady Lure

September 18 Champagne & Dessert

November 2 our Pig Out

## Special Events - Learning

Denise - turtlegramma@dslextre.me.com

Watch for special training seminars in Knot Tying and Casting coming up. If you didn't sign up on Charter Sign Up night. Please notify me that your interested.





---

## Letter from your Editor

*Send me your input for the newsletter!  
I am sending this newsletter to you  
after we have had our wonderful banquet.  
The next one will probably be after the  
Fred Hall Show and March 1st Rockcod  
Opener.*

*Remember to purchase your 2017 Fishing  
License and get all your gear ready for a  
great season! See you on the first trip.*

*Hugs and Fishes!  
Pinky*

---

This Newsletter is for personal enjoyment only. Articles do not reflect the beliefs of any one person. The content of the Anglerette Gazette and its web site, [www.danawharfladyanglers.com](http://www.danawharfladyanglers.com), is provided for information purposes only. No claim is made as to the accuracy or authenticity of the content of the newsletter or website. The information on the newsletters and the website is provided on the basis that all persons accessing the site undertake responsibility for assessing the relevance and accuracy of its content. No responsibility is taken for any information or services which may appear.

---


---

## MEET A MEMBER



This month's Meet A Member is none other than our favorite Kathy Armenteros. Kathy started fishing when she was about 6 years old, from a family of 5 girls she was the self appointed "Daddy's Girl" since none of her sisters wanted to touch the bait! Kathy started fishing on the east coast from Key West, Florida where her father trailed the boat year after year. She enjoyed fishing for Grouper and Snapper. Her most memorable catch was a 40 lb. Grouper at a seasoned 12 years old. I can picture the little Kathy standing proud next to Daddy! Kathy's favorite color is red and her favorite fishing saying is "HOOK UP!" Kathy mainly enjoys fishing the troll and bask-

ing in the sun, as she is a sun bunny. Kathy's favorite fish to catch is Calico Bass because that's what she loves to eat. Kathy was married in 1979 to a marvelous Cuban-Chinese man named "Chino" they have 2 kids a boy and a girl, along with 5 grandkids. That has got to be one killer relationship a little fiesty Italian and a Cuban Chinaman! Kathy's grandkids are just at the age when they are ready to learn to fish. Won't that be great to know they learned to fish from "Grandma." Kathy has a very outgoing personality, so when you see her on the boat introduce yourself and strike up a conversation, she's very welcoming and kind. Kathy is also one of the few people I have met that has actually seen the famous "green flash" (shown below from her balcony) ... and not only captured a photo of it! If you would like to connect with Kathy on facebook here's her 411: <https://www.facebook.com/kathy.armenteros>





## Sportboat 101

There comes a time in every girls life when you're in the wrong place. The Captain yells "You should be on the **Port side, Port side...**" Why is he saying that? Nobody's on the **Starboard side**, and there's so much room?

First, let's remember that "**Port**" has 4 letters... **P-O-R-T** and "**Left**" has 4 letter... **L-E-F-T**... that would mean the other side is the **Starboard side... or right side** of the boat, when your **facing forward or facing the BOW**, opposite the bow is the **STERN, the back of the boat**. When the boat stops and the fish are biting, you shouldn't be in the **GALLEY** or your bunk!

Okay, when the Captain sets up the boat on "**THE SPOT**" he's already driven you out to the fish so there's no need to cast a mile. Chances are he has a particular reef or **hot spot** he's gonna fish. He might set the boat up and drop anchor about a boat length past **the spot**. This will allow the boat to swing back and forth and cover a larger fishing zone. The Captain sets the boat up so the current takes your bait and the chum towards **the spot**. The fish swim out and you're hooked! So... it's important to be fishing on the side of the boat he tells you to fish on. If you are on the **WRONG** side, the current will take your line under the boat and most likely tangle with those that are on the correct side of



the boat. It's very embarrassing to have someone on a prize fish and everyone realizes you're wrapped on her fish. ***Wind in your face, you're in the right place!***

When the DWLA are **at anchor** they use the clothes pin method to allow a certain color on the stern. If you haven't fished with 'em you'll understand this easy **rotation** after one trip. After your color is called and you fished **the stern**, you have to fish forward of the bait tank... on hopefully the correct side until another **rotation**... So that's **Stern**, then forward the bait tank for the next **rotation** and then on the next **rotation** you can creep up a little closer to the **stern**. Some ladies prefer the **stern** as it's almost a tangle free zone.

When it's your turn to fish **up the side** always be aware of where your line is going. If it's a **ripping current** and you can't cast far cuz you haven't taken **Denise's Casting Class** (watch for it) you might want to retrieve your line sooner than later.

Now, our first trip is a Rock Cod trip, we'll be fishing probably "**straight up and down**" (another term) which means you'll use a heavy sinker with the hopes of going straight to the bottom. If it's not a **ripping current**, you can fish both sides of the boat but if there's more current than your sinker can handle - change your sinker to a heavier one or be on the correct side of the boat!

For all you seasoned ladies this is a refresher... for all you newbies, let's get started out right.

So the next time someone asks you why you casted under them, you'll know it's not you



## Hook'em Cook'em

Please send recipes to [dwlanews@icloud.com](mailto:dwlanews@icloud.com)  
Sorry no fish recipes until we catch something!



### ENERGY BALLS

Energy bars are so great for a quick, convenient, on-the-go breakfast or snack, but how do we know what's REALLY in them? By making them... Vegetarian, Gluten free

2 Bananas, ripe  
2 cups Rolled oats  
1/4 cup Almond butter  
1/4 cup Honey  
2 tbsp Chocolate chips, mini  
1/2 tsp Cinnamon

Mash up the bananas in a large mixing bowl. Stir in the rolled oats, almond butter, honey, miniature chocolate chips and cinnamon. Experiment and add some more goodies!

Scoop about 2 tablespoons of the mixture and roll into a 1-inch ball. Repeat with the rest of the mixture. Refrigerate for 2 hours, allowing the oats enough time to soften.

Store the energy bites in the refrigerator.  
So simple, so tasty, so energizing!

## Hacks

Submitted by Bev Robertson

Hide your emergency money or your jackpot money in a empty chapstick container.



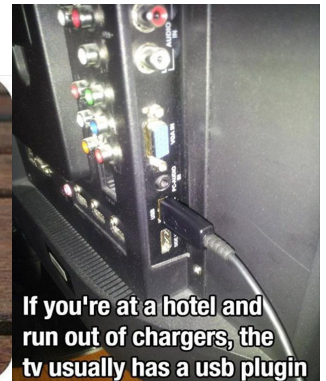
It Fits!!



As long as you use a regular mouth sized canning jar (not the wide mouth variety) the flip top parmesan lids screw on nicely and give you a way to either sprinkle or pour the ingredients out. For other great tips visit [www.makeyourownzone.com](http://www.makeyourownzone.com)



Use a bread tab to hold your spot on a roll of tape



If you're at a hotel and run out of chargers, the tv usually has a usb plugin

Bread tabs are great markers for the end of tap and if you're not able to find an outlet for your usb charger at a hotel, plug it into the back of the TV.



Freshwater gals who fish on little boats know about the old coffee can, we've come a long way baby! You can now have your pee pot in Pink with a molded in handle! (Pinky's Hack)

## Congratulations Cher!



Cher qualified for the Halibut tournament on Sunday, January 29th aboard the Sum Fun. She caught this 10.5lbs Halibut and won the jackpot! The Fish off for the tournament is Sunday April 2nd. This great picture also landed her on the first page of WON! We'll all be rooting for a DWLA to take home the big one!

## Support Our Local Tackle Stores



### Hogan's Bait & Tackle

34320 PCH, Ste G, Dana Point ..... (949) 493-3528

**Give them a Five Star Rating on YELP**

<https://www.yelp.com/biz/hogans-bait-and-tackle-dana-point>

### Jig Stop

34186 PCH, Dana Point ..... (949) 496-3555

**Give them a Five Star Rating on YELP**

<https://www.yelp.com/biz/jig-stop-tackle-dana-point>

## Classified Ads

### CUSTOM RODS & REPAIRS

Retired Marine living in Laguna Woods Village is crafting custom made fishing rods and doing rod/reel repairs. Specializing in colorful marbling on rods and reels. I can do pick-up and delivery if needed. Best prices by far. Contact Chuck at 914-629-5989 or email him at cbpetman@gmail.com. Chuck's website is chuckscustomrods.com. Please mention you're a Dana Wharf Lady Anglers.

**FOR SALE** - This Winter is a great time to clean out your tackle, if you bought it chance are someone else will want it too!

**LOOKING FOR** - Are you looking to up grade that old reel? replace a broken rod? treat yourself to something fishy? Let me know and I'll list it.

Send your info. with your email contact and I'll put it in next month's news or if it's urgent I can do a "flash" bulletin. [dwlanews@icloud.com](mailto:dwlanews@icloud.com)

*I don't want to brag or make anyone jealous, but I can STILL fit into the earrings I wore in high school!*





# KEEPING YOUR FISHING ROD IN TOP SHAPE

Submitted by Melvin Bretz aka "Chuck"

phone: (914) 629-5989

email: cbpetman@gmail.com

web: [www.chuckscustomrods.com](http://www.chuckscustomrods.com)

*When contacting him, please mention  
you're a Dana Wharf Lady Angler*

It's one thing to have a really nice looking fishing rod that performs well, whether it's custom made or off of the rack. It's quite another thing to keep it that way. Having a clean fishing rod is vital to your success as a fisherperson. I say this not only because I'm a custom rod builder, but also because I've seen what can happen when that rod fails because it's not been taken care of. How would you feel if a dirty, slick handle or a corroded guide foot, or even a broken guide insert caused you to lose a nice fish, or worse yet, your entire rod and reel!

If you haven't put together your own cleaning system and routine, then maybe I can offer some suggestions. Many of the items that you'll need are already in your home. You can keep a small satchel on your boat or tucked away in your garage with a few items all together. That will help you to be more organized. I'll provide a list of what I can recommend, at the end of this article.

Let's start with the handle. Handles are made from a variety of materials from cork to EVA to shrink tubing and more. The most difficult material to keep clean and odor free is cork. Cork is very porous, and will absorb fish slime, squid juice, and a number of spray fish attractants. It is best to make sure that the cork is treated with a cork sealer first. Many dealers carry cork sealers, and even a new rod will generally need this treatment. If cleaning is needed after fishing, the Mr. Clean Magic Eraser works wonders. Cork can also be sanded, but care must be taken to ensure that not too much cork is removed. This sanding is best accomplished by a rod wrapper with a power wrapper and 600-1000 grit sand paper. After sanding, be sure to treat the cork with sealer. Deodorizing can be done by



wiping the cork with rubbing alcohol (isopropyl) . Care must be taken because alcohol dries out the cork. After using alcohol, be sure to treat the cork with sealer. By the way, the plastic wrapping that most handles come with from the store is not supposed to remain on the handle while fishing. It's to protect the handle during shipping. Many rods today have EVA handles. EVA is ethylene-vinyl acetate. It is the product that essentially replaced hypalon for handle material. Hypalon is chlorosulfonated polyethylene synthetic rubber. The chief reason for this replacement was cost. EVA is also lighter in weight than hypalon. EVA can be cleaned with soap and warm water and a brush if needed. I usually use gel type soap and a toothbrush. EVA can also be sanded but soap and water will clean just fine 90% of the time. Shrink tubing is usually cleaned with warm water and soap. Be careful with chemicals, like acetone, as some shrink tubing will be bleached out by it. A better choice, if a little more heavy duty cleaning is needed, is rubbing alcohol (isopropyl). Try it out first on a spot that is difficult to see or, better yet, on a scrap piece of the tubing. A new type of handle material is being produced by the Winn Company. Winn is well known for their golf club grips, as well as other sporting items. The Winn grip is a soft material

<sup>1</sup> It should be noted that rubbing alcohol (isopropyl) is used to sterilize and clean. It is often used to clean the area for a shot from the Doctor. Only use isopropyl alcohol and not denatured alcohol which is used as a fuel for marine stoves. Denatured alcohol is ethanol with any number of additives to make it undrinkable and poisonous.



on the inside with a rubbery material on the outside. The surface feels slightly sticky, although it isn't. It maintains this feeling even when wet. Cleaning these grips with anything but warm water and mild soap will somewhat remove this feeling.

A common problem with fishing rod handles, as well as with blanks, is their propensity for attracting and holding on to scales from baitfish. Sardine and anchovy scales are very difficult to remove, especially if left on for a while in the sun. They can be removed with a finger nail or with a scotch-brite pad and warm water/soap. Another way, which is even better, is to use the cap from a bottle of water. Turn it over so that the top of it is in your hand and the part with the threads is against the blank or handle. Simply rub the cap back and forth across the scales and they will fall off. Be very careful with the Winn grips as any excessive rubbing or digging to remove the scales will also remove some of the surface material.

Care of the blank is probably the easiest of all. A decent spray furniture polish will make it look very good. It's best to spray the polish onto a soft cloth or paper towel, and then wipe it onto the rod blank. Buff slightly after applying. It is also ok to use rubbing alcohol (isopropyl) for stubborn dirt. After cleaning with alcohol, apply furniture polish. Visually inspect the blank for cracks, scrapes or other blemishes. Most of these blemishes are cosmetic and the rod can be fished safely without worry. If there is a chunk out of the blank or other serious damage please see a rod wrapper or go to a tackle store for repairs. On multi-piece rods with ferrules, you will need to clean those ferrules from time to time. Do not put any oil on them, whether they are metal or fiberglass/graphite. Oil tends to suck the two pieces together and makes it difficult to get them apart. If you want to put anything on the ferrule pieces, try the oil from your forehead or your nose (really), or you can use paraffin or candle wax. Just a very small amount will go a long way.

It is very important to keep the guides in tip top shape. Fresh water wash down is mandatory, but more is probably needed. This is especially true for salt water anglers. If the guides are all metal, that is no insert of any kind, much care is needed to keep any corrosion or nicks or scratches off of them. It is very important that you do not use braided line with these guides. Braid is very abrasive and will wear a groove into

the guide ring. Sometimes this is not even visible without magnification. If you have any doubts, just run a cotton ball through the guide, looking for any snags. Beyond the metal only guides, it is necessary to inspect the guide feet for damage and rust/corrosion. Often the rust can be simply wiped off. If it is a bit more stubborn, it can be cleaned with a mild acid, like vinegar. Just rinse lightly after the vinegar, and apply some furniture polish or WD-40. If the rust is heavy the guide should be replaced. Beyond the metal only guides, it is necessary to check guide inserts to make sure they are not cracked or broken. If so they will need to be replaced. Check with a rod wrapper or a tackle shop for their opinion. All recommendations for guides also apply to the rod tip tops. It is not difficult or expensive to change a tip top, and if there is any doubt about this guide, change it. On most rods, the tip top is held in place with hot melt glue. This is the correct glue to use, and this makes it easier to change the top. Heavy duty offshore rods often have the tip top put on with paste epoxy. This is really needed because of the unusual stress that is put on these rods.

Well, that pretty much sums it up. As a general rule, nothing on your fishing rod can be too clean. Always try to clean with a bare minimum of abrasion. Protect your rod with wax or furniture polish and cork sealer. Use plenty of warm fresh water and soap. Use your rods well, clean them after each use and upgrade or retire them when it's time.

### **CLEANING ITEMS NEEDED**

1. Mr. Clean Magic Eraser
2. Cork sealer
3. 600-1000 grit sand paper
4. Gel Soap
5. Old tooth brush
6. Rubbing alcohol
7. Paper towel or soft cloth
8. Water bottle cap
9. Spray furniture polish
10. Cotton Balls
11. Vinegar
12. WD-40
13. Paraffin or a white candle



## Congratulations to All the Trophy Winners!

**Species ..... Lb. Test Line ..... Sponsored By ..... lbs. .... Winner**

Largest Barracuda .....	N/A .....	Sharon Mansur .....	5.0 .....	Bev Robertson
Largest Halibut .....	N/A .....	Dottie Barrett .....	16.96 lbs. ....	Kathy Armenteros
2nd Largest Halibut .....	N/A .....	3 Red Hats .....	6.1lbs. ....	Peggy Stein
Largest Yellowtail .....	20 .....	Jig Stop .....	17.87 .....	Cindy Leeches
2nd Largest Yellowtail .....	20 .....	In Memory of Ruth and Larry Coffing .....	12.8 .....	Cindy Leeches
Largest Yellowtail .....	30 .....	Susan Sosa .....	5.13 .....	Agnes Roshanaee
2nd Largest Yellowtail .....	30 .....	In Memory of Jim Rada, Roland & Helen Enriquez .....	5.13 .....	Agnes Roshanaee
Largest Yellowfin Tuna .....	20 .....	Sandra Estep .....	16.6 .....	Agnes Roshanaee
2nd Largest Yellowfin Tuna .....	20 .....	Erin King .....	16.4 ..	Jeanne Koestner-Obergfell
Largest Yellowfin Tuna .....	30 .....	Javier and Elisabeth Calco .....	13.9 .....	Darlen Lee
First Bait Fish – Yellowtail .....		Pat Jones in Memory of Don Jones .....		Bev Robertson
First Bait Fish –Tuna (McLean/Runyon Trophy)		Chuck Harrell in Memory of Jeana Harrell .....		Rolene Rada
Club Championship Runner up (2nd most pts. on DWLA Charters)		Linda Miller .....	93 points .....	Agnes Roshanaee
Club Champion (most pts. on DWLA Charters)		Dana Wharf Sportfishing .....	108 .....	Bev Robertson
Largest fish out of Dana Wharf The Rena Bellinger Memorial Trophy		Dana Wharf Sportfishing .....	18.6 Yellowtin .....	Cher Owens
Largest Calico Bass .....		Dan Fritz Contruction .....	5.31 .....	Cindy Fritz
Largest fish on the Clemente .....		Dana Wharf Sportfishing .....	17.5 Yellowfin .....	Bev Robertson
Largest fish on the Fury .....		Fury Sportfishing Rick & Cathy Doesburg .....	36.7 Yellowtail .....	Edith Braid
Largest fish on the Sum Fun .....		Dana Wharf Sportfishing .....	15.0 Halibut .....	Bev Robertson
Rookie of the Year Most points by a new Member joining (first time), in current or the preceding year		Dana Wharf Sportfishing .....		Rita Wolfing
Tady Trophy .....		Gary Quon, Tady Lure .....		Denise Claycomb
First to qualify out of Dana Wharf and/or DWLA charter with 40 pts. and 4 species		Tacy and Kay Hendrickson .....		Peggy Stein
Most Points out of Dana Wharf – Blanche Kemnitz Award .....			536 Points .....	Peggy Stein
Turtle Award .....		presented by Bev Robertson .....		Cyndi Fritz

20 Year Patches - Carolyn Albano, Rolene Rada

40 Year Patch - Nadine Caredello

Qualifying Pins: Peggy Stein, Kim Royce-Hamilton, MacKenzie Fritz, Edith Braid, Jeanne Koestner-Obergfell, Rolene Rada, Susan Sosa, Cher Owens, Agnes Roshanaee, Bev Robertson, Cyndi Fritz, Denise Claycomb, MaryAnn Dillard and Cindy Leeches





## Some great clips from the 2017 Banquet



Please view all the photos I have on our facebook page. Thanks!



## Some MORE great clips from the 2017 Banquet

